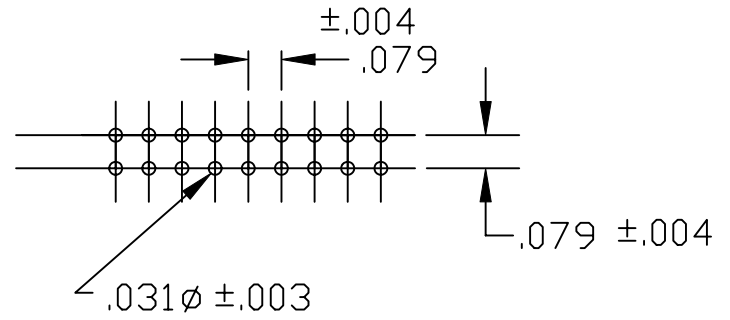
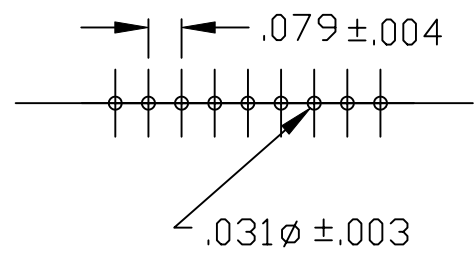
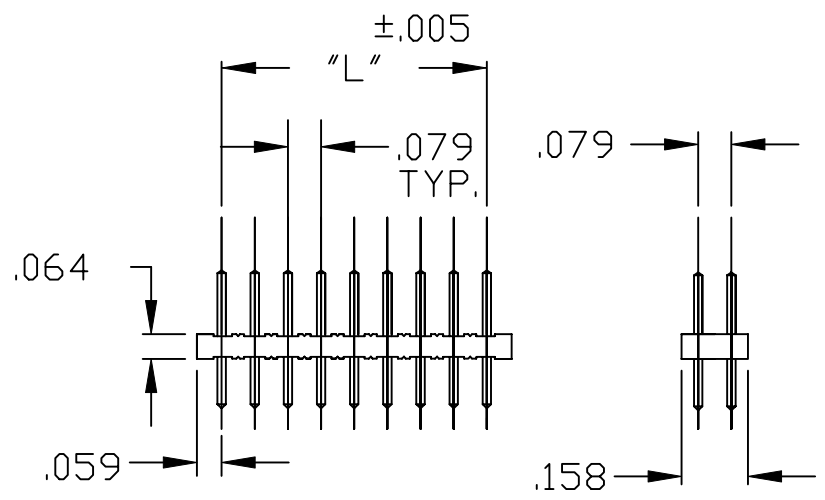
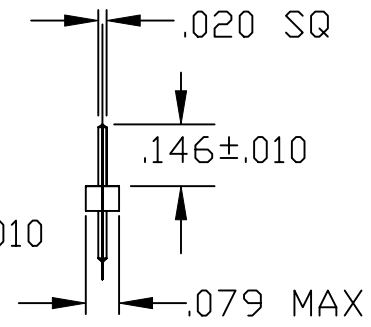
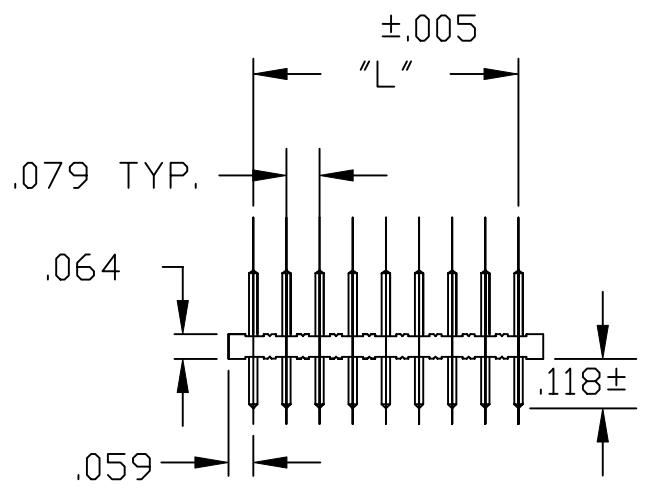


DESCRIPTION: 2mm HEADER STRIP STRAIGHT

"L" = NO. OF PINS/ROW X .079 - .079



216X-XX-01RXX

SERIES \_\_\_\_\_  
 2163 = SINGLE ROW  
 2164 = DUAL ROW  
 POSITIONS \_\_\_\_\_  
 SINGLE - INCRMENTS OF 1  
 DUAL = INCREMENTS OF 2  
 TYPE \_\_\_\_\_  
 01 = STRAIGHT  
 PLATING \_\_\_\_\_  
 P2 = 15u" GOLD MATING AREA  
 100u" MATTE TIN ON TAILS

MATERIALS:  
 HOUSING: GLASS FILLED THERMOPLASTIC UL 94V-0- COLOR: BLACK  
 CONTACTS: DRAWN PHOSPHOR BRONZE 3./ HARD  
 RoHS COMPLIANT  
 ELECTRICALS:  
 CURRENT RATING: 1 AMP  
 CONTACT RESISTANCE: 2 mOHM MAX.  
 DWV: 1000 Vrms/MIN.  
 OPERATING TEMP: - 55°C TO + 125°C

	THESE DRAWINGS AND SPECIFICATIONS ARE THE PROPERTY OF NorComp AND SHALL NOT BE REPRODUCED, COPIED OR USED AS THE BASIS FOR THE MANUFACTURE OF SALE OF APPARATUS WITHOUT WRITTEN PERMISSION.		DRAWN: PAM JENKINS	DATE: 7-29-05
	<h1>NorComp</h1>		CHECKED:	DATE:
SCALE:			SHEET 1 OF 1	REV 2
DWG NO.			216X-XX-01RPX	